







Row #	Funded Program (Reverse Alphabetical Order)	County	Service Category	Service Unit Measure	AAA4 Staff Lead	OAA Award (Initial)	% of Goal Q1	% of Goal Q2	% of Goal Q3	% of Goal Q4	% of Goal YTD	OAA Units YTD	People Served (OAA)	Non OAA Units	Flags/Notes
<u>1</u>	Yuba Sutter Legal Center for Seniors	SUTT	Legal Advice/Counseling	Hours	Rebecca	\$38,500	73%				21%	182	-	-	
2		YUBA	Legal Advice/Counseling			\$31,300	111%				31%	336	-		
3	Yolo Healthy Aging Alliance	YOLO	Non-Traditional Congregate Meals (Food Trucks)	Meals	Clayton	\$67,272	N/A					-	-	-	<i>Operated using non-AAA4 funds in Q1.</i>
4	Stanford Settlement	SACT	Transportation	One-Way Rides	Sara	\$75,000	92%				23%	1,489	49	172	
5	Sierra Senior Services	East NEVA	Congregate Meals	Meals	Clayton	\$51,434	99%				25%	990	53	-	
6			Home Delivered Meals			\$196,221	118%				30%	4,345	129	-	
7	Sierra Senior Services	East PLAC	Home Delivered Meals	Meals	Clayton	\$153,069	94%				25%	3,111	102	-	
8	Seniors First - Meals on Wheels Placer	West PLAC	Home Delivered Meals	Meals	Clayton	\$652,485	107%				27%	9,280	174	49,301	<i>Non-OAA units from AARP Funds</i>
9	Seniors First	West PLAC	Congregate Meals	Meals	Clayton	\$211,019	111%				28%	1,448	51	1,532	
10		PLAC	Information & Assistance	Total Contacts	Rebecca	\$93,000	96%				25%	853	775	-	
11		West PLAC	Transportation	One-Way Rides		\$44,000	121%				30%	109	19	-	
12	Rebuilding Together	SACT	Home Repair/Modification	Repairs/Modifications	Sara	\$40,000	100%				24%	12	12	-	
13	Placer Independent Resource Services (PIRS)	West PLAC	Home Repair/Modification	Repairs/Modifications	Rebecca	\$50,000	94%				23%	31	31	-	
14	Meals on Wheels Yolo County (PRI)	YOLO	Congregate Meals	Meals	Clayton	\$81,599	130%				32%	624	119	-	
15			Home Delivered Meals			\$352,908	119%				30%	42,851	879	-	

Legend:

 Below Range < 86%
 Above Range >124 %

 Within Range
 Program Inactive

 Corrected Figure
 Flagged for Discussion

Italics Figure is an estimate

Row #	Funded Program (Reverse Alphabetical Order)	County	Service Category	Service Unit Measure	AAA4 Staff Lead	OAA Award (Initial)	% of Goal Q1	% of Goal Q2	% of Goal Q3	% of Goal Q4	% of Goal YTD	OAA Units YTD	People Served (OAA)	Non OAA Units	Flags/Notes
16	Meals on Wheels Sacramento County	SACT	Congregate Meals	Meals	Clayton	\$1,015,323	107%				31%	21,058	1,211	-	
17			Non-Traditional Congregate Meals (Restaurant Vouchers)	Meal Vouchers Redeemed		\$312,902	134%				36%	4,467	192	-	
18			Home Delivered Meals	Meals		\$3,547,960	118%				30%	98,790	1,673	-	
19	LSNC: Yolo Office	YOLO	Legal Advice/Counseling	Hours	Rebecca	\$28,219	83%				28%	149			
20	LSNC: Sacramento Office	SACT	Legal Advice/Counseling	Hours	Rebecca	\$130,000	94%				29%	601			
21	LSNC: Mother Lode Office	NEVA	Legal Advice/Counseling	Hours	Rebecca	\$22,000	94%				31%	207	-	357	
22		PLAC	Legal Advice/Counseling			\$74,041	102%				31%	507			
23		SIER	Legal Advice/Counseling			\$3,000	N/A				40%	1			
24	Inc. Seniors of Sierra County	SIER	Congregate Meals	Meals	Clayton	\$73,602	101%				24%	776	48	-	
25			Home Delivered Meals			\$103,739	126%				31%	2,800	55	-	
26			Outreach	Contacts		\$37,000	144%				32%	421	79	-	
27	Gold Country Community Services	West NEVA	Congregate Meals	Meals	Clayton	\$52,569	239%				35%	1,185	200	-	
28			Home Delivered Meals			\$441,797	108%				26%	10,838	199	-	
29	FREED Center for Independent Living	NEVA	Home Repair/Modification	Repairs/Modifications	Clayton	\$30,944	81%				25%	25	25	-	
30	FREED Center for Independent Living	SUTT	Home Repair/Modification	Repairs/Modifications	Clayton	\$7,500	140%				33%	6	6	-	
31			Information & Assistance	Total Contacts		\$21,500	127%				26%	384	253	-	
32			Transportation Vouchers	One-Way Rides		\$14,500	108%				24%	250	23	-	

Row #	Funded Program (Reverse Alphabetical Order)	County	Service Category	Service Unit Measure	AAA4 Staff Lead	OAA Award (Initial)	% of Goal Q1	% of Goal Q2	% of Goal Q3	% of Goal Q4	% of Goal YTD	OAA Units YTD	People Served (OAA)	Non OAA Units	Flags/Notes
33	FREED Center for Independent Living	YUBA	Information & Assistance	Total Contacts	Clayton	\$27,399	103%				24%	269	173	-	
34			Transportation Vouchers	One-Way Rides		\$17,850	107%				22%	208	25	-	
35	Foothills House of Hospitality	West NEVA	Transportation	One-Way Rides	Rebecca	\$32,283	76%				19%	80	25	323	
36	Dignity Health	YOLO	Transportation	One-Way Rides	Sara	\$56,437	135%				32%	730	12	-	
37			Transportation Vouchers				146%			39%	413	28	-		
38	Del Oro Caregiver Resource Center (CRC)	PLAC	Caregiver Assessment (SUPPLEMENTAL)	Hours	Rebecca	\$77,772	104%				26%	374	216	-	
39			Caregiver Case Management (SUPPORT)				190%			41%	87	26	-		
40			Caregiver Respite				N/A			2%	89	5	2,426		
41	Del Oro Caregiver Resource Center (CRC)	SACT	Caregiver Assessment (SUPPLEMENTAL)	Hours	Rebecca	\$157,732	98%				26%	810	461	-	
42			Caregiver Case Management (SUPPORT)				125%			31%	267	73	-		
43			Caregiver Respite				N/A			10%	739	42	3,606		
44	Del Oro Caregiver Resource Center (CRC)	YOLO	Caregiver Assessment (SUPPLEMENTAL)	Hours	Rebecca	\$39,377	59%				14%	38	29	-	
45			Caregiver Case Management (SUPPORT)				260%			39%	28	11	-		
46			Caregiver Respite				N/A			0%	3	1	458		
47	Connecting Point - 211 Nevada	NEVA	Information & Assistance	Total Contacts	Rebecca	\$47,234	69%				17%	770	237	-	
48	Community Link - 211 Yolo	YOLO	Information & Assistance	Total Contacts	Sara	\$47,408	108%				24%	151	151	-	
49	Community Link - 211 Sacramento	SACT	Information & Assistance	Total Contacts	Sara	\$110,000	106%				18%	2,044	2,044	-	

Row #	Funded Program (Reverse Alphabetical Order)	County	Service Category	Service Unit Measure	AAA4 Staff Lead	OAA Award (Initial)	% of Goal Q1	% of Goal Q2	% of Goal Q3	% of Goal Q4	% of Goal YTD	OAA Units YTD	People Served (OAA)	Non OAA Units	Flags/Notes
50	ACC Senior Services - ACC Rides	SACT	Transportation	One-Way Rides	Sara	\$195,000	113%				28%	5,521	375	-	
51	ACC Senior Services	SACT	Caregiver Assessment (SUPPORT)	Hours	Sara	\$61,341	174%				43%	352	86	66	Non-OAA units are funded with ARPA dollars
52			Caregiver Case Management (SUPPORT)				111%				28%	112	37	16	
53	AAA4: Yuba-Sutter Meals on Wheels	SUTT	Home Delivered Meals	Meals	Teja	\$292,940	110%				27%	4,579	84	4,586	Non-OAA units are meals purchased with Non-OAA Funds
54		YUBA					\$317,101	118%				29%	3,825	70	
55	AAA4: SAIL (Stay Active and Ind	PLAC	Health Promotion	Contacts	Nancy		N/A				0%	-	-	-	
56	AAA4: Mature Edge Job Readiness Program	PLAC	Employment	Activities	Nancy	\$58,760	168%				54%	13	8	-	
57		SACT					200%				58%	35	19	-	
58		YOLO					N/A				58%	7	5	-	
59	AAA4: Matter of Balance	ALL	Health Promotion	Contacts	Nancy	TBD	235%				20%	94	43	-	
60	AAA4: Dine Around Town	SUTT	Non-Traditional Congregate Meals (Restaurant Vouchers)	Meal Vouchers Redeemed	Teja	\$173,484	70%				17%	2,424	91	2,510	Non-OAA units are ARPA meals
61		YUBA					\$64,739	82%				21%	739	31	
62	AAA4: DEEP (Diabetes Education Program)	ALL	Health Promotion	Contacts	Nancy	TBD	0%				0%	-	-	-	

Row #	Funded Program (Reverse Alphabetical Order)	County	Service Category	Service Unit Measure	AAA4 Staff Lead	OAA Award (Initial)	% of Goal Q1	% of Goal Q2	% of Goal Q3	% of Goal Q4	% of Goal YTD	OAA Units YTD	People Served (OAA)	Non OAA Units	Flags/Notes
63	AAA4: Case Management	PLAC	Case Management	Hours	Anson	\$175,310	39%				4%	2	2	-	Non-OAA units are OCAM hours *Hours are spent on other service funding.
64		SACT					262%				43%	134	41	15	
65		SUTT					106%				48%	13	7	-	
66		YOLO					90%				21%	10	6	-	
67		YUBA					116%				25%	6	3	-	
68	AAA4: Caregiver Counseling (BRICC)	ALL	Caregiver Counseling (SUPPORT)	Hours	Anson	\$92,494	42%				8%	9	6	-	
69	AAA4: Bingocize	SACT	Health Promotion	Contacts	Nancy	\$65,508	33%				4%	53	42	-	

Row #	FOR INFORMATIONAL PURPOSES ONLY	County	Service Category	Service Unit Measure	AAA4 Staff Lead	OAA Award (Initial)	Q1 Units	Q2 Units	Q3 Units	Q4 Units	YTD Units	People Served	Non OAA Units	Flags/Notes
401	AAA4 Placer ADRC	PLAC	ADRC Core Services	Total Calls Received	Anson	\$282,816	98				98	67	-	
402	AAA4 Sacramento ADRC	SACT	ADRC Core Services	Total Calls Received	Anson	\$170,976	940				940	594	-	
403	AAA4 Yolo ADRC	YOLO	ADRC Core Services	Total Calls Received	Anson	\$157,000	43				43	23	-	
404	AAA4 Yuba-Sutter ADRC	YUBA-SUTT	ADRC Core Services	Total Calls Received	Anson	\$81,000	818				818	770	-	
501	AAA4 CalFresh Healthy Living	NEVA	Evidence-Based Programs which may include: <ul style="list-style-type: none"> ● Cooking Matters ● Bingocize ● Eat Smart, Live Strong ● Food Smarts ● Matter of Balance ● Walk with Ease 	Contacts	Nancy	\$301,015	N/A				176	7	-	
502		PLAC					157				157	41	-	
503		SACT					127				127	48	-	
504		SIER					N/A				N/A	N/A	-	
506		YOLO					67				67	21	-	
507		YUBA-SUTT					0				0	-	-	
601	AAA4 MIPPA	All	MIPPA Education	Activities	Rebecca	TBD	1				1	Not Collected	-	
602		All	MIPPA Outreach			TBD	2				2	Not Collected	-	

Row #	FOR INFORMATIONAL PURPOSES ONLY	County	Service Category	Service Unit Measure	RSS	Initial OAA Award	Q1 Units	Q2 Units	Q3 Units	Q4 Units	YTD Units	People Served	Non OAA Units	Flags/Notes
701	AAA4 Elder Abuse Prevention	PSA 4	Elder Abuse Prevention	Public Education Sessions	Nancy	\$30,187	9				9	241		
702		PSA 4	Elder Abuse Prevention	Copies of Ed. Materials/ Products	Nancy		159				159			
703		PSA 4	Elder Abuse Prevention	Training Sessions for Professionals	Nancy		3				3			
704		PSA 4	Elder Abuse Prevention	Hours Coordinating EAP System	Nancy		16				16			
801	AAA4 Long-Term Care Ombudsman Program (LTCOP)	PSA 4	Ombudsman (federal)	Complaints / Cases Opened	Nancy	\$1,403,206	638				638	Not Collected		
802		PSA 4	Ombudsman (state)	Facility Visits	Nancy		861				861	Not Collected		
803		PSA 4	Ombudsman	Community Education	Nancy		18				18	Not Collected		

Row #	FOR INFORMATIONAL PURPOSES ONLY	County	Service Category	Service Unit Measure	RSS	Initial OAA Award	Q1 Units	Q2 Units	Q3 Units	Q4 Units	YTD Units	People Served	Non OAA Units	Flags/Notes
901	HICAP Services of Northern California (HSNC)	PSA 11: SJ	Health Insurance Counseling	Clients Counseled	Rebecca	\$482,253	60				60	60	-	
902		PSA 29: ED					196				196	196	-	
903		NEVA					78	0	0		78	78	-	
904		PLAC					110				110	110	-	
905		SACT					268	0	0		268	268	-	
906		SIER					0				0	-	-	
907		SUTT					32	0	0		32	32	-	
908		YOLO					57				57	57	-	
909		YUBA					12				12	12	-	